




GLOBAL TRACK WAREHOUSE

Phone: (847)488-0988 Email: info@globaltrackwarehouse.com



IndustrialTrack Measurement Form

(Please fill out all items to insure a proper fit)

Name: _____

Company: _____

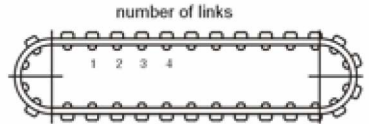
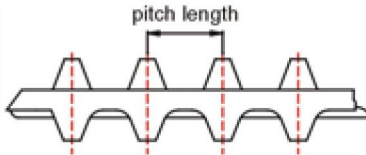
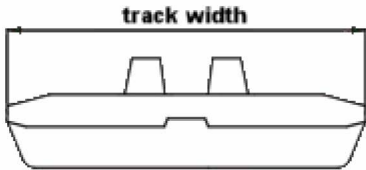
Phone: _____

Fax: _____

Machine Make: _____

Model: _____

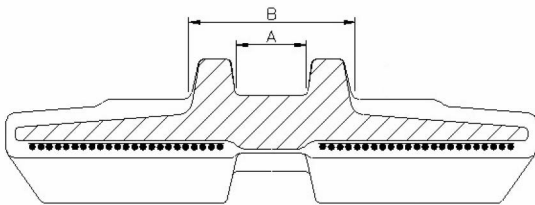
Track size or part number on inside of track: _____



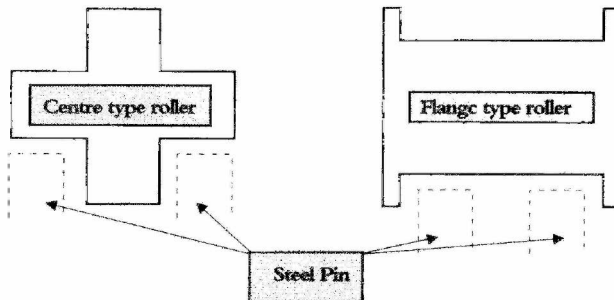
Track Width: _____

Track Pitch: _____

Number of Links: _____



A: _____ B: _____
Inside Guide Width Outside Guide Width



Circle Bottom Roller Type: Center type roller / Flange type